


Pin 30=R/L, Horizontal display mode select signal
Pin 31=U/D, Vertical display mode select signal



Please check the DC voltage on Pin 30 and Pin 31 as shown photo.

If both pin 30 and pin 31 have no DC voltage present. Then apply 3.3V DC on pin 30 and it will fix upside down image issue

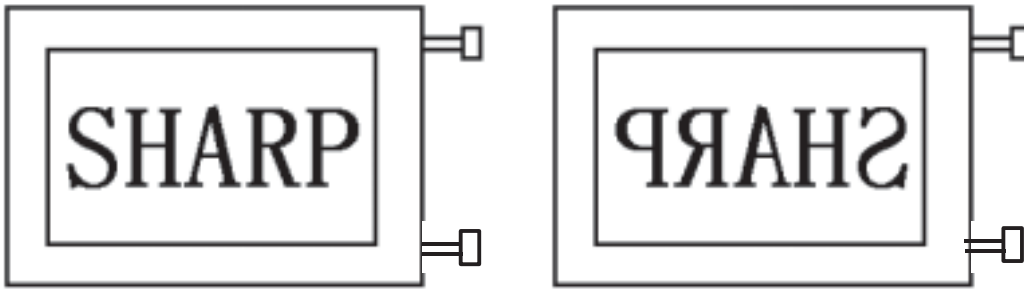
If pin 30 has no DC voltage present and pin 31 has 3.3V. Then apply 3.3V DC on pin 30 and set pin 31 to 0V and it will fix Left to Right image issue

R/L= low, 0V
R/L=high, 3.3V

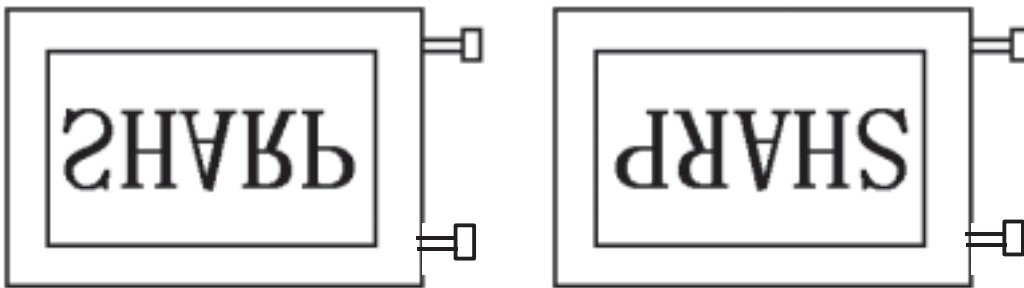
U/D=low, 0V
U/D=high, 3.3V

Please read the next page for more details

【Note3】 【Note4】



R/L=High、U/D=Low R/L=Low、U/D=Low



R/L=High、U/D=High R/L=Low、U/D=High

4-2. Backlight driving

Used connector : BHR-03VS-1(JST)

CN2、CN3

Corresponding connector :SM02(8.0)B-BHS(JST)

Pin no.	Symbol	Function
1	V_{HIGH}	Power supply for lamp (High voltage side)
2	NC	This is electrically opened.
3	V_{LOW}	Power supply for lamp (Low voltage side)

5. Absolute Maximum Ratings

Parameter	Symbol	Condition	Ratings	Unit	Remark
Input voltage	V_I	$T_a=25^\circ\text{C}$	$-0.3 \sim V_{CC}+0.3$	V	【Note1】
+5V supply voltage	V_{CC}	$T_a=25^\circ\text{C}$	$0 \sim +6$	V	
Storage temperature	T_{stg}	—	$-30 \sim +70$	$^\circ\text{C}$	【Note2】
Operating temperature (Ambient)	T_{opa}	—	$-10 \sim +65$	$^\circ\text{C}$	

【Note1】 CK,R0~R5,G0~G5,B0~B5,Hsync,Vsync,ENAB, R/L, U/L

【Note2】 Humidity : 95%RH Max. at $T_a \leq 40^\circ\text{C}$.Maximum wet-bulb temperature at 39°C or less at $T_a > 40^\circ\text{C}$.

No condensation.